



园林澳洲培训汇报

园林工程技术 2015

培训简介

地点： Northern Sydney Institute Part of TAFE

人员： 9 students and 4 teachers

时间： Two Weeks (From 8.9 to 8.23)

目的： 学生联合课程设计，教师师资能力培训

培训简介



培训内容

PROPOSED PROGRAM FOR JIGUANG POLYTECHNIC STUDENTS

FULL PROGRAM DESCRIPTION

Monday 10th August

TIME	ACTIVITY	LOCATION	WHAT YOU NEED TO BRING
11:30 am	Arrive at Ryde Campus and meet your group, teachers and hosts at the Acacia Administration.	Acacia building (nearest Parkes Street entrance), In the Foyer outside administration office	Sensible, enclosed shoes for walking around the Campus
12:30	BBQ lunch with Class D5Y1. You will have the opportunity to meet and make friends with students in year 2 of the Diploma of Landscape Design.	BBQ area under the pergola adjacent to the Village Green	Your lunch will be provided today: a typical Australian sausage sizzle.
1:30	Class: Design Sustainable Landscapes with class D5Y1 Teacher: Graham Monnox In this class students learn of the impact to the environment designed landscapes can have. They learn to design landscapes which respect economic, environmental and social sustainability. You will be participating in this class.	Classroom B24 (Banksia Building)	Pen and notepad

Tuesday 11th August

TIME	ACTIVITY	LOCATION	WHAT YOU NEED TO BRING
10:30am	Orientation: You will be taken on a tour and shown our Campus facilities and grounds.	Classroom B23	
12:30	Lunch time		Bring your own lunch or buy it on campus
1:30	Class: Prepare a landscape project Design with class D5Y1 Teacher: Graham Monnox In this class students are learning the different styles of	Classroom B24 (banksia Building)	Pen and notepad. Pencils and paper for sketching will be provided.

培训内容

PROPOSED PROGRAM FOR
JIGUANG POLYTECHNIC STUDENTS

	designed landscapes and preparing sets of plans. You will be participating in this class.		
--	--	--	--

Wednesday 12th August

It is compulsory today to wear flat, fully enclosed shoes. This is a safety requirement when working in workshop areas.

TIME	ACTIVITY	LOCATION	WHAT YOU NEED TO BRING
9:30am	Class: sandstone carving Teacher: Kris Cadogan Sandstone is the natural rock type found throughout most of Australia. We use it in landscape design for structural work and for creative purposes. Today you will experience it first hand with one of our best sandstone carving teachers. You will first draw a simple design then learn how to carve your design into a piece of sandstone.	Meet in classroom B23 Then in the sandstone yard.	Enclosed flat shoes. An idea for a simple design... such as a symbol or your initials. You may get a little dirty today... carving sandstone creates dust.
12:30	Lunch time		Bring your own lunch or buy it on campus
1:30	...continue with the sandstone workshop		

培训内容

PROPOSED PROGRAM FOR JIGUANG POLYTECHNIC STUDENTS

Thursday 13th August

NOTE the earlier start time today!

TIME	ACTIVITY	LOCATION	WHAT YOU NEED TO BRING
8:30am	Class: Monitor and Manage Soils Teacher: Ren Perkins All landscape design students are trained in soil science in order to select the most appropriate plants for their designs. In this class they learn how to determine exactly what type of soil occurs in the space their design will be built. You will be participating in this class.	Classroom F11	Enclosed flat shoes. Your hands may get dirty today as you will be participating in a practical task with soil.
12:30	Lunch time		Bring your own lunch or buy it on campus
1:30	During your study tour you have an assignment to complete. It is a computer based record of your time in Australia. This morning you will learn what to do and how to use the computer program Teacher: Rick Jenkins	Classroom AC3	Photos from your study tour so far

Friday 14th August

You will not be at Ryde campus today. We will be in the city looking at some recently built landscapes. You will need your Opal card.
Catch a bus from Top Ryde City to Broadway and get off at wattle Street.
Meet at 10am outside One Central Park.

培训内容

PROPOSED PROGRAM FOR JIGUANG POLYTECHNIC STUDENTS

Monday 17th August

TIME	ACTIVITY	LOCATION	WHAT YOU NEED TO BRING
	You have the morning off because you will be at College for the evening.		
2:30	Introduction to Australian bush tucker food. Many of our native plants were a food source for the first Australians. You will learn to identify some of these as well as taste them. Teacher: Nick Crook	Classroom: E24	Sensible walking shoes as you will be walking around the grounds
6:00	dinner will be provided in our Ambassador restaurant incorporating some Australian Bush foods	Ambassador Restaurant Building H, Level 5	

Tuesday 18th August

You will not be at Ryde campus today. We will be in Darling Harbour looking at landscapes.

To get there catch a bus which goes along George Street and get off at Liverpool Street. Please meet at the Darling Quarter Kids Playground at 10am: 1-25 Harbour Street Sydney.

Please bring adequate drinks, sun protection and wear sensible walking shoes. You will need to bring or buy your lunch.

We will be looking at three particular areas:

1: **Cockle Bay** as an example of a designed landscape reflecting the heritage and function of the area

2: A newly built **children's play ground**

3: **The Chinese Garden of Friendship**. Class D5Y1 will join us for the afternoon and we are hoping you will be able to share your knowledge of Chinese landscape design with us and teach your Australian friends.

Entry Fee is \$6.00.

培训内容

PROPOSED PROGRAM FOR JIGUANG POLYTECHNIC STUDENTS

Wednesday 19th August

You will not be at Ryde campus today. We will be at Paddington and Sydney Park to see sustainability practices at work.

Please meet Paddington Reservoir Gardens 251-255 Oxford Street Paddington at 10am.

TIME	ACTIVITY	LOCATION	WHAT YOU NEED TO BRING
10am – 11.15	<p>Paddington Reservoir Gardens: This is an adaptive re-use of a space that was a water reservoir, and then a mechanics workshop and car park. Now an exciting urban park, which is in high use, both with locals and people from further afield.</p> <p>We will then catch the 378 bus to Museum station, then the train from Museum to St Peters, to our second site, Sydney Park. Travel time is approximately 40 minutes.</p>	251 – 255 Oxford St Paddington	<p>Sensible walking shoes to walk around. Please bring water, hat and sunblock as we will be outside all day.</p> <p>You will also need a camera, and something to write with.</p> <p>There will be time made available for sketching, both of larger landscape, and of details.</p>
12:00	Lunch – we will have lunch once we get to Sydney Park.		Bring your own lunch/ or money to purchase
1:00 – 3:00	<p>Sydney Park</p> <p>Once a brick pit, and then a municipal waste dump, Sydney Park is truly a reclaimed site. Now considered one of Sydney's most exciting parks, we will be looking at this park for a number of reasons, including the children's play area, the (in)famous hills, and the newest addition to the park, the ponds. The City of Sydney has been successful in installing a water reclamation project, and this is bringing life and habitat to the park. The design incorporates a range of state of the art WSUD principles, and is very new, an exciting to see.</p>		

培训内容

PROPOSED PROGRAM FOR
JIGUANG POLYTECHNIC STUDENTS

Thursday 20th August

TIME	ACTIVITY	LOCATION	WHAT YOU NEED TO BRING
10:30am	Plant propagation workshop. In this workshop you will undertake some propagation activities. Teacher: Jeremy Smith	Classroom: F13	Your hands may get a little dirty during this practical work.
12:30	Lunch		Bring your own lunch or buy it on campus
1:30	Australian Native Plants introduction Major Australian Plant families and their characteristics.		

Friday 21st August

TIME	ACTIVITY	LOCATION	WHAT YOU NEED TO BRING
12:30am	Completion of visual diary		USB thumb drive with your photos and work so far
2:00	Graduation Ceremony and farewell includes presentation of Visual Diaries and Includes afternoon tea.		

培训分项

1.课堂学习

Design Sustainable Landscapes
可持续景观设计；

Landscape Project Design 景观
项目设计；

Different styles of designed
landscape不同园林类型特征；

Native Plants and Australian
Bush foods澳洲乡土树种及丛林
果实。



2.实践操作

Sandstone Carving 砂岩雕刻；

Monitor and Manage Soils 土壤
监测和处理；

Plant propagation workshop植
被繁殖工场。



3.调研

One Central Park；

Hyde Park；

Farm Cove；

Daring Harbour；

Children's Playground；

The Chinese Garden of Friendship；

Paddington Reservoir Gardens；

Sydney Park.



1.课堂学习之

Design Sustainable Landscapes 可持续景观设计



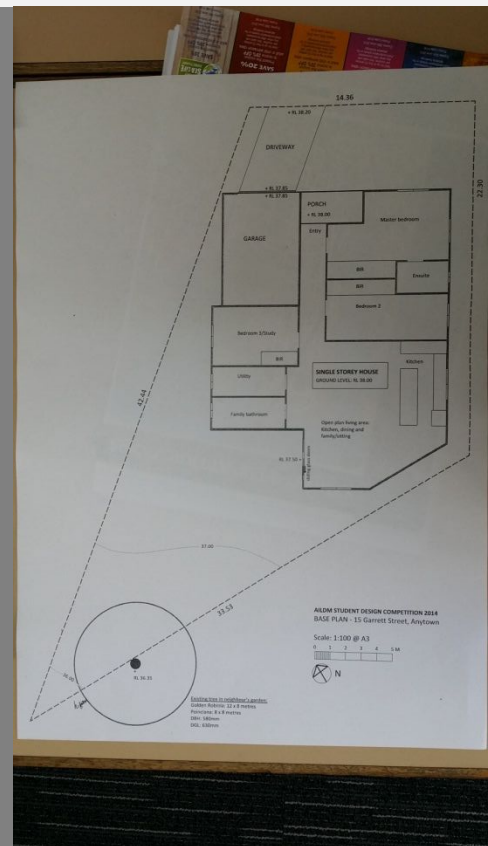
1.课堂学习之

Design Sustainable Landscapes 可持续景观设计




1.课堂学习之

Landscape Project Design 景观项目设计





1.课堂学习之

Landscape Project Design 景观项目设计



1.课堂学习之

Different styles of designed landscape不同园林类型特征



1.课堂学习之

Native Plants and Australian Bush foods澳洲乡土树种及丛林果实



1.课堂学习之

Native Plants and Australian Bush foods澳洲乡土树种及丛林果实



1.课堂学习之

Native Plants and Australian Bush foods澳洲乡土树种及丛林果实



1.课堂学习之

Native Plants and Australian Bush foods澳洲乡土树种及丛林果实



2. 实践操作之


Sandstone Carving 砂岩雕刻




2. 实践操作之 Sandstone Carving 砂岩雕刻



2. 实践操作之 Sandstone Carving 砂岩雕刻




2. 实践操作之 Sandstone Carving 砂岩雕刻



2. 实践操作之

Monitor and Manage Soils 土壤监测和处理




2. 实践操作之

Plant propagation workshop 植被繁殖工场




2. 实践操作之

Plant propagation workshop 植被繁殖工场



2. 实践操作之

Plant propagation workshop 植被繁殖工场





3.调研之


One Central Park





3.调研之 One Central Park



3.调研之 Hyde Park



3.调研之 Hyde Park



3.调研之 Hyde Park




3.调研之 Farm Cove




3.调研之 Farm Cove



3.调研之 Farm Cove



3.调研之 Farm Cove



3.调研之 Daring Harbour



3.调研之 Daring Harbour



3.调研之 Daring Harbour



3.调研之 Children's Playground



3.调研之 Children' s Playground



3.调研之

The Chinese Garden of Friendship



3.调研之

The Chinese Garden of Friendship

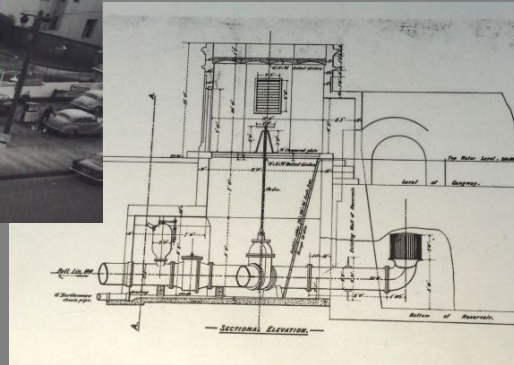


3.调研之

Paddington Reservoir Gardens



3.调研之 Paddington Reservoir Gardens



3.调研之 Paddington Reservoir Gardens



3.调研之 Sydney Park



其他活动

Visit the Workshop



其他活动

Visit the Workshop



其他活动

BBQ and Dinner



其他活动

BBQ and Dinner



其他活动

Graduation Ceremony



收获与启示



收获与启示

一、高职教育模式

- ① 职业教育与社会的完全对接；学习与工作相辅相成；学以致用，与社会接轨十分紧密。
- ② 工程技术教学体系完善。注重基础教学，涉及面非常广，设计能落地实施；

收获与启示

二、注重实践环节 全方位多元化的实践情境营造。



设计课——实际项目操作，对校园局部地段进行提升改造。由老师指导学生完成场地分析和设计。



工程课——自己动手营建校园。校园内绿地中铺地、绿化、构筑物、水电等由学生自己动手完成。



植被课——校内拥有恒温控湿的玻璃房，供学生进行植被识别、培养繁殖以及植被养护、病虫害防治等实践活动的开展。

收获与启示

三、加强校际联系

后记

Wonderful Memory!



谢谢
谢谢！
Thanks!
ks!